



# **CEV EuroVolley 2019 - Women**

## **DRAWING OF LOTS GUIDELINE**

## TEAMS FOR DRAWING OF LOTS

24 Participants	Team	Ranking 02/10/2017	Qualified through
4 Organisers	TURKEY	Organiser Pool A	
	POLAND	Organiser Pool B	
	HUNGARY	Organiser Pool C	
	SLOVAKIA	Organiser Pool D	
8 teams directly qualified from the 2017 ECH final standing	SERBIA	1	2017 ECH 1 <sup>st</sup>
	THE NETHERLANDS	4	2017 ECH 2 <sup>nd</sup>
	AZERBAIJAN	15	2017 ECH 4 <sup>th</sup>
	ITALY	3	2017 ECH 5 <sup>th</sup>
	RUSSIA	2	2017 ECH 6 <sup>th</sup>
	BELARUS	12	2017 ECH 7 <sup>th</sup>
	GERMANY	6	2017 ECH 8 <sup>th</sup>
	BULGARIA	9	2017 ECH 9 <sup>th</sup>
12 teams qualified from the Qualifiers (6 pool winners)	BELGIUM	7	1st Pool A
	CROATIA	10	1st Pool B
	GREECE	27	1st Pool C
	FRANCE	16	1st Pool D
	ESTONIA	28	1st Pool E
	SPAIN	19	1st Pool F
	(6 second-placed teams)	SLOVENIA	25
SWITZERLAND		23	2nd Pool B
UKRAINE		14	2nd Pool C
PORTUGAL		21	2nd Pool D
FINLAND		20	2nd Pool E
ROMANIA		18	2nd Pool F

## GENERAL PRINCIPLES

The qualified teams, except for the four host countries, i.e. 20 teams in total, will be divided into five cups of four teams according to the CEV European Ranking as of 02/10/2017, Annex I to this guideline (see Official Communication no. 1). In case two or more teams share the same position in the ranking, their seeding will be done according to their respective final standing in the last edition of the European Championship.

The four organisers will be head of the pools that they are hosting.

As per decision of the CEV Board of Administration, the competition system of each CEV competition is communicated through the Official Communications (see Official Communication no. 5).

## COMPETITION FORMAT

The allocation of teams for the CEV EuroVolley 2019 Women is as follows:

### POOLS

The drawing of lots is combined with a seeding of National Federations and performed as follows:

- The 4 Organisers are head of the pools that they are hosting.
- The gold and silver medal winners, i.e. Serbia and The Netherlands, from the previous edition of the European Championship cannot be drawn in the same pool.
- According to the CEV National Team ranking list (02/10/2017), National Federations are seeded by descending order in 5 cups.
- From each cup one National Federation is then drawn into each pool. A team will be drawn first and after that, a draw will follow to determine into which pool it goes.

### 1/8 FINALS

The 1/8 Finals are composed and organised as follows :

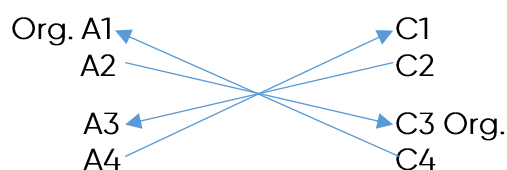
- The best four classified teams from Pool A and C play against each other. Same for Pool B and D, as follows:



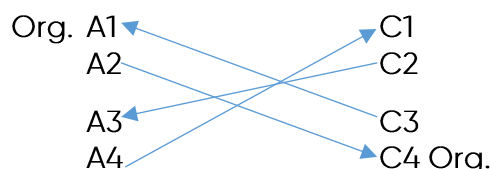
Exceptions:

- If qualified, the organiser(s) will play at home,
- 1) Therefore, in case a host country is not among the two best teams of its pool, either the 1<sup>st</sup> or 2<sup>nd</sup> ranked team of the opposite pool shall travel to the opposite venue (home country of organiser).

Example :

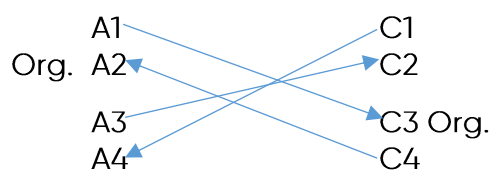


- 2) In case two host countries are positioned after the Pools 1<sup>st</sup> and 4<sup>th</sup>, so that they should meet up in the 1/8 Finals, this pair of organisers must be split. Using Pools A and C as an example this is done by changing the two linked pairs to be as follows :



- 3) In case two host countries are positioned after the Pools 2<sup>nd</sup> and 3<sup>rd</sup>, so that they should meet up in the 1/8 Finals, this pair of organisers must be split. This will be done ensuring that the first placed teams from each pool are kept in separate arms of the draw.

Using Pools A and C as an example this is done as follows :



## 1/4 FINALS

The 1/4 Finals will be played in Turkey and Poland between the winners of the 1/8 Finals. The 1/8 Final match winners from Hungary will travel to Turkey and winners from Slovakia will travel to Poland. The 1/4 Final match winners will continue to the semi-finals that are taking place in Turkey.

## SEMI-FINALS and FINALS

The Semifinals losers will continue to the Bronze Medal match and winners will continue to the Gold Medal match for the title of the European Champion. Those final matches will be played in Ankara (TUR).

## DRAWING OF LOTS PROCEDURE

The allocation of teams for CEV EuroVolley 2019 – Women is as follows:

- A. TURKEY, POLAND, HUNGARY and SLOVAKIA as the Host Countries, will be allocated in different Pools:
- Pool A – TURKEY with matches taking place in Ankara
  - Pool B – POLAND with matches taking place in Łódź
  - Pool C – HUNGARY with matches taking place in Budapest
  - Pool D – SLOVAKIA with matches taking place in Bratislava

The remaining qualified teams (20 teams) will be allocated in 5 (five) Cups according to the CEV ranking of the 02/10/2017:

- Cup 1:
  - SERBIA
  - RUSSIA
  - ITALY
  - THE NETHERLANDS
- Cup 2:
  - GERMANY
  - BELGIUM
  - BULGARIA
  - CROATIA
- Cup 3:
  - BELARUS
  - UKRAINE
  - AZERBAIJAN
  - FRANCE
- Cup 4:
  - ROMANIA
  - SPAIN
  - FINLAND
  - PORTUGAL
- Cup 5:
  - SWITZERLAND
  - SLOVENIA
  - GREECE
  - ESTONIA



B. After allocating the four host countries to their respective pools, the first teams to be drawn are those from Cup 1. After drawing a team from the cup, another draw will follow to determine to which pool this same team goes in (A, B, C or D).

\* As Serbia and The Netherlands are both in the same cup they cannot be drawn into the same pool.

C. Teams are drawn from Cup 2 as per the same procedure.

D. Teams are drawn from Cup 3 as per the same procedure.

E. Teams are drawn from Cup 4 as per the same procedure.

F. Teams are drawn from Cup 5 as per the same procedure.

G. Reviewing the DOL results and pool composition.

## ANNEX I

### CEV European Ranking List – Women (as per 02.10.2017)

Pos.	Team	Total	Movement	Change	2017 CEV ECH W	2015 CEV ECH W	2017 CEV EL W	2017 FIVB WGP	2014 FIVB WCH W
1	SRB	290	↑	+1	100	96		48	46
2	RUS	282	↓	-1	90	100		44	48
3	ITA	280	-	0	92	88		50	50
4	NED	278	↑	+3	98	98		46	36
5	TUR	276	-	0	96	94		42	44
6	GER	258	↓	-2	86	92		36	44
7	BEL	244	↓	-1	74	90		40	40
8	POL	236	↑	+1	82	86		38	30
9	BUL	232	↑	+2	84	76		32	40
10	CRO	228	↓	-2	80	82		30	36
11	CZE	222	↓	-1	78	80		34	30
12	BLR	214	-	0	88	84	16		26
13	HUN	206	↑	+2	72	78		28	28
14	UKR	202	-	0	76	66	32		28
15	AZE	200	↑	+1	94	74			32
16	FRA	178	↓	-3	62	64	0	26	26
17	SVK	176	↓	-1	64	68	16		28
18	ROU	170	↑	+1	68	72			30
19	ESP	164	↓	-1	66	52	18		28
20	FIN	152	-	0	52	60	28		12
21	POR	136	↑	+5	56	56	12		12
22	MNE	134	↑	+5	58	48	12		16
23	SUI	132	↓	-2	48	58			26
23	ISR	132	↓	-1	42	62			28
25	SLO	130	↓	-2	60	70			
26	AUT	128	↓	-2	54	54	8		12
27	GRE	116	↓	-3	46	50			20
28	GEO	110	↑	+7	70	32	8		
28	EST	110	↑	+4	50	34			26

\* Showing down to the lowest ranked participating team.